

4-Way Cassette (48000 BTU)

ALCA-H48/4DR1H

AUX
AIR CONDITIONER



Light Commercial

SPECIFICATIONS

| | | | |
|-------------------|-----------------------------|-------------------|---------------------------------------|
| Model | Indoor | ALCA-H48/4DR1H | |
| | Outdoor | AL-H48/4DR1H(U) | |
| Capacity | Cooling/Heating | Btu/h | 48000(14000-54600)/55000(15700-59700) |
| | | kW | 14.00(4.10-16.00)/16.00(4.60-17.50) |
| Electric Data | Power Supply | V~,Hz,Ph | 380~415,50,3 |
| | Cooling /HeatingPower Inp | kW | 4.95(1.21-6.48)/4.57(0.92-5.66) |
| | SEER/SCOP | W/W | 5.6/4.0 |
| Performance | ERP Energy Efficiency Class | | A+/A+ |
| | Air Flow Volume | m ³ /h | 2050/1750/1500 |
| | Sound Pressure Noise Level | dB(A) | 53/48/42 |
| Dimension (WxDxH) | Net(Body) | mm | 835×835×290 |
| | Packing(Body) | mm | 910×910×350 |
| | Net(Panel) | mm | 950×950×55 |
| | Packing(Panel) | mm | 1000×1000×100 |
| Weight | Net/Gross(Body) | kg | 26.5/30.5 |
| | Net/Gross(Panel) | kg | 5/7 |
| Piping size | Drainage | mm(inch) | DN20(R3/4) |
| Applicable Area | | m ² | 64-107 |
| Stuffing Quantity | 20/40/40H | set | 22/50/55 |

FEATURES

■ optional ■ standard



Remote Control



Built-in Drain Pump



Auto Restart Function



Fresh Air Intake



Low Ambient Cooling



Fire-proof Electric Box



Hydrophilic Aluminum Fin



Washable Filter



Fast Cooling/Heating



Digital Tube Display



Wired Control



Central Control



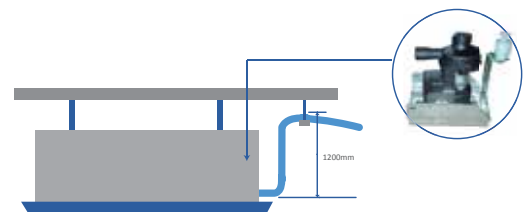
Golden Fin



WIFI Control

Built-In Water Drainage Pump

The built-in pump can lift condensing water up to 1200mm high from the drainage pan.



Fresh Air Intake


Fresh air makes indoor air healthy and comfortable.



Fresh air intake

Optimized Electric Box

Better fire-proof and easy to maintenance.



opticlina

4-Way Cassette (60000 BTU)

ALCA-H60/4DR1H

AUX
AIR CONDITIONER



Light Commercial

SPECIFICATIONS

| | | | |
|-------------------|-----------------------------|-------------------|---------------------------------------|
| Model | Indoor | ALCA-H60/4DR1H | |
| | Outdoor | AL-H60/4DR1H(U) | |
| Capacity | Cooling/Heating | Btu/h | 55000(16400-59000)/60000(16700-63100) |
| | | kW | 16.00(4.80-17.30)/17.00(4.90-18.50) |
| Electric Data | Power Supply | V~,Hz,Ph | 380~415,50,3 |
| | Cooling /HeatingPower Inp | kW | 5.71(1.38-6.85)/4.96(0.98-6.00) |
| | SEER/SCOP | W/W | 5.6/4.0 |
| Performance | ERP Energy Efficiency Class | | A+/A+ |
| | Air Flow Volume | m ³ /h | 2050/1750/1500 |
| | Sound Pressure Noise Level | dB(A) | 53/48/42 |
| Dimension (WxDxH) | Net(Body) | mm | 835×835×290 |
| | Packing(Body) | mm | 910×910×350 |
| | Net(Panel) | mm | 950×950×55 |
| | Packing(Panel) | mm | 1000×1000×100 |
| Weight | Net/Gross(Body) | kg | 26.5/30.5 |
| | Net/Gross(Panel) | kg | 5/7 |
| Piping size | Drainage | mm(inch) | DN20(R3/4) |
| Applicable Area | | m ² | 64-107 |
| Stuffing Quantity | ø0/40/40H | set | 22/50/55 |

FEATURES

■ optional ■ standard



Remote Control



Built-in Drain Pump



Auto Restart Function



Fresh Air Intake



Low Ambient Cooling



Fire-proof Electric Box



Hydrophilic Aluminum Fin



Washable Filter



Fast Cooling/Heating



Digital Tube Display



Wired Control



Central Control



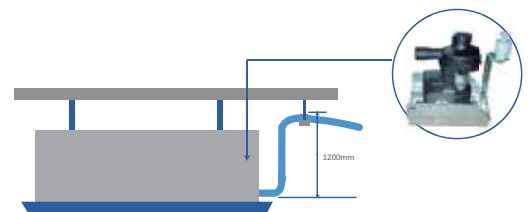
Golden Fin



WIFI Control

Built-In Water Drainage Pump

The built-in pump can lift condensing water up to 1200mm high from the drainage pan.



Fresh Air Intake


Fresh air makes indoor air healthy and comfortable.



Fresh air intake

Optimized Electric Box

Better fire-proof and easy to maintenance.



opticlina