

# Free Match-Indoor Units (7000 BTU)

Slim Duct / AMSD-H07/4R3



## Light Commercial

### SPECIFICATIONS

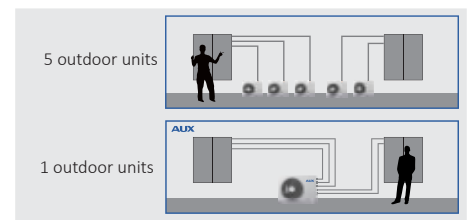
Model	Indoor unit	AMSD-H07/4R3	
Capacity	Cooling/Heating	Btu/h	7506(3855-9220)/8530(4575-10820)
		kW	2.20(1.13-2.70)/2.50(1.34-3.17)
Electric Data	Power Supply	V~,Hz,Ph	220~240,50,1
	Cooling/Heating Power Input	W	45/45
Performance	Air Flow Volume	m <sup>3</sup> /h	420/336/294
	Noise Level	dB(A)	30/26/23
Dimension (WxDxH)	ESP	Pa	25
	Net	mm	700×450×200
	Packing	mm	1005×560×275
Weight	Net/Gross	kg	16.5/20
	Liquid Side	mm(inch)	6.35(1/4)
Piping size	Gas Side	mm(inch)	9.52(3/8)
	Drainage	mm(inch)	16.5(3/5)

### COMBINATION TABLE

Multi DC Outdoor Unit	Available Indoor Unit	Suggested Combination			
1 drive 2 AM2-H18/4D1	Wall mounted: 7k/9k/12k/18k 4-way Cassette: 9k/12k/18k Ceiling Floor: 9k/12k/18k Slim Duct: 7k/9k/12k/18k	One Unit	Two Units		
		7	7+7, 9+9, 12+12		
1 drive 3 AM3-H24/4D1	Wall mounted: 7k/9k/12k/18k 4-way Cassette: 9k/12k/18k Ceiling Floor: 9k/12k/18k Slim Duct: 7k/9k/12k/18k	One Unit	Two Units	Three Units	
		7	7+7, 9+9, 12+12	7+7+7, 7+9+9, 7+12+12	
1 drive 3 AM3-H27/4C11	Wall mounted: 7k/9k/12k/18k 4-way Cassette: 9k/12k/18k Ceiling Floor: 9k/12k/18k Slim Duct: 7k/9k/12k/18k	One Unit	Two Units	Three Units	
		7	7+7, 9+9, 12+12	7+7+7, 7+9+9, 7+12+12	
1 drive 4 AM4-H36/4DR	Wall mounted: 7k/9k/12k/18k/24k 4-way Cassette: 9k/12k/18k/24k Ceiling Floor: 9k/12k/18k/24k Slim Duct: 7k/9k/12k/18k/24k	One Unit	Two Units	Three Units	Four Units
		7	7+7, 9+9, 12+12, 18+18, 24+24	7+7+7, 7+9+9, 7+12+12, 7+18+18, 7+24+24	7+7+7+7, 7+7+9+9, 7+7+12+12, 7+7+18+18, 7+7+24+24
1 drive 5 AM5-H42/4DR	Wall mounted: 7k/9k/12k/18k/24k 4-way Cassette: 9k/12k/18k/24k Ceiling Floor: 9k/12k/18k/24k Slim Duct: 7k/9k/12k/18k/24k	Three Units	Four Units	Five Units	
		7+7+7, 7+9+9, 7+12+12, 7+18+18, 7+24+24	7+7+7+7, 7+7+9+9, 7+7+12+12, 7+7+18+18, 7+7+24+24	7+7+7+7+7, 7+7+7+9+9, 7+7+7+12+12, 7+7+7+18+18, 7+7+7+24+24	

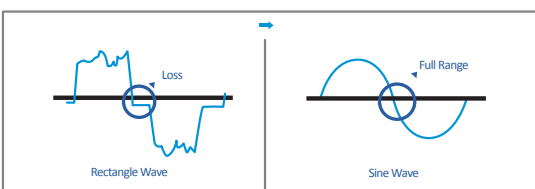
### Space-Saving Installation

Up to 5 indoor units can be connected to a single outdoor unit, which reduces the number of outdoor units required so as to save installation space. Besides, each indoor unit can be controlled individually and they even needn't to be installed at the same time.




### Energy Saving

Cutting-edge DC inverter of sine wave control and active PFC technology realize low noise and economical operation.



### Low Ambient Cooling

The unit has the feature that keeping running under low ambient temperature, even in -10°C.



# Free Match-Indoor Units (9000 BTU)

Slim Duct / AMSD-H09/4R3

# AUX

AIR CONDITIONER



## Light Commercial

### SPECIFICATIONS

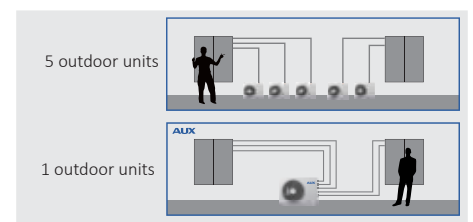
Model	Indoor unit	AMSD-H09/4R3	
Capacity	Cooling/Heating	Btu/h	8872(5120-12115)/9895(5800-12450)
		kW	2.60(1.50-3.55)/2.90(1.70-3.65)
Electric Data	Power Supply	V~,Hz,Ph	220~240,50,1
	Cooling/Heating Power Input	W	45/45
Performance	Air Flow Volume	m <sup>3</sup> /h	420/336/294
	Noise Level	dB(A)	30/26/23
Dimension (WxDxH)	ESP	Pa	25
	Net	mm	700x450x200
	Packing	mm	1005x605x275
Weight	Net/Gross	kg	16.5/20
	Liquid Side	mm(inch)	6.35(1/4)
Piping size	Gas Side	mm(inch)	9.52(3/8)
	Drainage	mm(inch)	16.5(3/5)

### COMBINATION TABLE

Multi DC Outdoor Unit	Available Indoor Unit	Suggested Combination			
1 drive 2 AM2-H18/4D1	Wall mounted: 7k/9k/12k/18k 4-way Cassette: 9k/12k/18k Ceiling Floor: 9k/12k/18k Slim Duct: 7k/9k/12k/18k	One Unit	Two Units		
		7	7+7, 9+9, 12+12		
1 drive 3 AM3-H24/4D1	Wall mounted: 7k/9k/12k/18k 4-way Cassette: 9k/12k/18k Ceiling Floor: 9k/12k/18k Slim Duct: 7k/9k/12k/18k	One Unit	Two Units	Three Units	
		7	7+7, 9+9, 12+12	7+7+7, 7+9+9, 7+12+12	
1 drive 3 AM3-H27/4C11	Wall mounted: 7k/9k/12k/18k 4-way Cassette: 9k/12k/18k Ceiling Floor: 9k/12k/18k Slim Duct: 7k/9k/12k/18k	One Unit	Two Units	Three Units	
		7	7+7, 9+9, 12+12	7+7+7, 7+9+9, 7+12+12	
1 drive 4 AM4-H36/4DR	Wall mounted: 7k/9k/12k/18k/24k 4-way Cassette: 9k/12k/18k/24k Ceiling Floor: 9k/12k/18k/24k Slim Duct: 7k/9k/12k/18k/24k	One Unit	Two Units	Three Units	Four Units
		7	7+7, 9+9, 12+12, 18+18	7+7+7, 7+9+9, 7+12+12, 7+18+18	7+7+7+7, 7+7+9+9, 7+7+12+12, 7+7+18+18
1 drive 5 AM5-H42/4DR	Wall mounted: 7k/9k/12k/18k/24k 4-way Cassette: 9k/12k/18k/24k Ceiling Floor: 9k/12k/18k/24k Slim Duct: 7k/9k/12k/18k/24k	Three Units	Four Units	Five Units	
		7+7+7, 7+9+9, 7+12+12, 7+18+18	7+7+7+7, 7+7+9+9, 7+7+12+12, 7+7+18+18	7+7+7+7+7, 7+7+7+9+9, 7+7+7+12+12, 7+7+7+18+18	

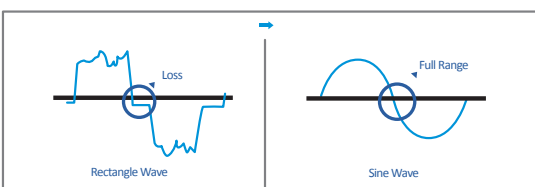
### Space-Saving Installation

Up to 5 indoor units can be connected to a single outdoor unit, which reduces the number of outdoor units required so as to save installation space. Besides, each indoor unit can be controlled individually and they even needn't to be installed at the same time.




### Energy Saving

Cutting-edge DC inverter of sine wave control and active PFC technology realize low noise and economical operation.



### Low Ambient Cooling

The unit has the feature that keeping running under low ambient temperature, even in -10°C.



opticlina

# Free Match-Indoor Units (12000 BTU)

Slim Duct / AMSD-H12/4R3

# AUX

AIR CONDITIONER



## Light Commercial

### SPECIFICATIONS

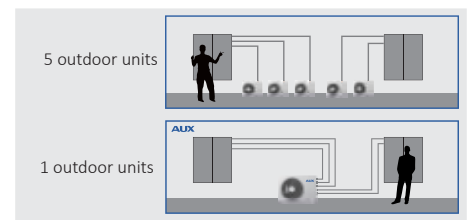
Model	Indoor unit	AMSD-H12/4R3	
Capacity	Cooling/Heating	Btu/h	12280(5835-13135)/13650(6480-13375)
		kW	3.60(1.71-3.85)/4.00(1.90-3.92)
Electric Data	Power Supply	V~,Hz,Ph	220~240,50,1
	Cooling/Heating Power Input	W	75/75
Performance	Air Flow Volume	m <sup>3</sup> /h	580/464/406
	Noise Level	dB(A)	32/28/25
	ESP	Pa	25
Dimension (WxDxH)	Net	mm	700x450x200
	Packing	mm	1005x560x275
	Weight	kg	17.5/21
Piping size	Liquid Side	mm(inch)	6.35(1/4)
	Gas Side	mm(inch)	12.7(1/2)
	Drainage	mm(inch)	16.5(3/5)

### COMBINATION TABLE

Multi DC Outdoor Unit	Available Indoor Unit	Suggested Combination			
1 drive 2 AM2-H18/4D1	Wall mounted: 7k/9k/12k/18k 4-way Cassette: 9k/12k/18k Ceiling Floor: 9k/12k/18k Slim Duct: 7k/9k/12k/18k	One Unit	Two Units		
		7	7+7, 9+9, 12+12		
1 drive 3 AM3-H24/4D1	Wall mounted: 7k/9k/12k/18k 4-way Cassette: 9k/12k/18k Ceiling Floor: 9k/12k/18k Slim Duct: 7k/9k/12k/18k	One Unit	Two Units	Three Units	
		7	7+7, 9+9, 12+12	7+7+7, 7+9+9, 7+12+12	
1 drive 3 AM3-H27/4C11	Wall mounted: 7k/9k/12k/18k 4-way Cassette: 9k/12k/18k Ceiling Floor: 9k/12k/18k Slim Duct: 7k/9k/12k/18k	One Unit	Two Units	Three Units	
		7	7+7, 9+9, 12+12	7+7+7, 7+9+9, 7+12+12	
1 drive 4 AM4-H36/4DR	Wall mounted: 7k/9k/12k/18k/24k 4-way Cassette: 9k/12k/18k/24k Ceiling Floor: 9k/12k/18k/24k Slim Duct: 7k/9k/12k/18k/24k	One Unit	Two Units	Three Units	Four Units
		7	7+7, 9+9, 12+12, 18+18	7+7+7, 7+9+9, 7+12+12, 7+18+18	7+7+7+7, 7+7+9+9, 7+7+12+12, 7+7+18+18
1 drive 5 AM5-H42/4DR	Wall mounted: 7k/9k/12k/18k/24k 4-way Cassette: 9k/12k/18k/24k Ceiling Floor: 9k/12k/18k/24k Slim Duct: 7k/9k/12k/18k/24k	Three Units	Four Units	Five Units	
		7+7+7, 7+9+9, 7+12+12, 7+18+18	7+7+7+7, 7+7+9+9, 7+7+12+12, 7+7+18+18	7+7+7+7+7, 7+7+7+9+9, 7+7+7+12+12, 7+7+7+18+18	

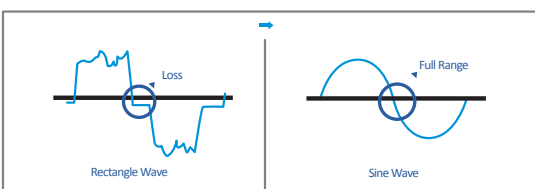
### Space-Saving Installation

Up to 5 indoor units can be connected to a single outdoor unit, which reduces the number of outdoor units required so as to save installation space. Besides, each indoor unit can be controlled individually and they even needn't to be installed at the same time.




### Energy Saving

Cutting-edge DC inverter of sine wave control and active PFC technology realize low noise and economical operation.



### Low Ambient Cooling

The unit has the feature that keeping running under low ambient temperature, even in -10°C.



opticlina

# Free Match-Indoor Units (18000 BTU)

Slim Duct / AMSD-H18/4R3

# AUX

AIR CONDITIONER



## Light Commercial

### SPECIFICATIONS

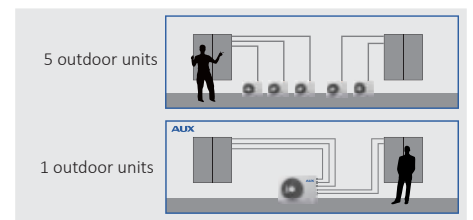
Model	Indoor unit	AMSD-H18/4R3	
Capacity	Cooling/Heating	Btu/h	17400(8530-19790)/19790(9690-21835)
		kW	5.10(2.50-5.80)/5.80(2.84-6.40)
Electric Data	Power Supply	V~,Hz,Ph	220~240,50,1
	Cooling/Heating Power Input	W	137/137
Performance	Air Flow Volume	m <sup>3</sup> /h	860/688/602
	Noise Level	dB(A)	38/35/32
Dimension (WxDxH)	ESP	Pa	25
	Net	mm	1000×450×200
	Packing	mm	1305×560×275
Weight	Net/Gross	kg	21/26
	Liquid Side	mm(inch)	6.35(1/4)
Piping size	Gas Side	mm(inch)	12.7(1/2)
	Drainage	mm(inch)	16.5(3/5)

### COMBINATION TABLE

Multi DC Outdoor Unit	Available Indoor Unit	Suggested Combination			
1 drive 2 AM2-H18/4D1	Wall mounted: 7k/9k/12k/18k 4-way Cassette: 9k/12k/18k Ceiling Floor: 9k/12k/18k Slim Duct: 7k/9k/12k/18k	One Unit	Two Units		
		7	7+7, 9+9, 12+12		
1 drive 3 AM3-H24/4D1	Wall mounted: 7k/9k/12k/18k 4-way Cassette: 9k/12k/18k Ceiling Floor: 9k/12k/18k Slim Duct: 7k/9k/12k/18k	One Unit	Two Units	Three Units	
		7	7+7, 9+9, 12+12	7+7+7, 7+9+9, 7+12+12	
1 drive 3 AM3-H27/4C11	Wall mounted: 7k/9k/12k/18k 4-way Cassette: 9k/12k/18k Ceiling Floor: 9k/12k/18k Slim Duct: 7k/9k/12k/18k	One Unit	Two Units	Three Units	
		7	7+7, 9+9, 12+12	7+7+7, 7+9+9, 7+12+12	
1 drive 4 AM4-H36/4DR	Wall mounted: 7k/9k/12k/18k/24k 4-way Cassette: 9k/12k/18k/24k Ceiling Floor: 9k/12k/18k/24k Slim Duct: 7k/9k/12k/18k/24k	One Unit	Two Units	Three Units	Four Units
		7	7+7, 9+9, 12+12, 18+18, 24+24	7+7+7, 7+9+9, 7+12+12, 7+18+18, 7+24+24	7+7+7+7, 7+7+9+9, 7+7+12+12, 7+7+18+18, 7+7+24+24
1 drive 5 AM5-H42/4DR	Wall mounted: 7k/9k/12k/18k/24k 4-way Cassette: 9k/12k/18k/24k Ceiling Floor: 9k/12k/18k/24k Slim Duct: 7k/9k/12k/18k/24k	Three Units	Four Units	Five Units	
		7+7+7, 7+9+9, 7+12+12, 7+18+18, 7+24+24	7+7+7+7, 7+7+9+9, 7+7+12+12, 7+7+18+18, 7+7+24+24	7+7+7+7+7, 7+7+7+9+9, 7+7+7+12+12, 7+7+7+18+18, 7+7+7+24+24	

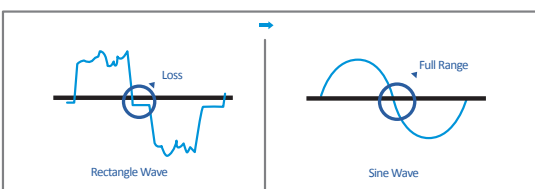
### Space-Saving Installation

Up to 5 indoor units can be connected to a single outdoor unit, which reduces the number of outdoor units required so as to save installation space. Besides, each indoor unit can be controlled individually and they even needn't to be installed at the same time.



### Energy Saving

Cutting-edge DC inverter of sine wave control and active PFC technology realize low noise and economical operation.



### Low Ambient Cooling

The unit has the feature that keeping running under low ambient temperature, even in -10°C.

