

Q-Pro



AUX
AIR CONDITIONER



Q-Pro



























The Q-Pro series stands out for its unique character housing structure. Thanks to its modern contoured body, the unit creates the impression of it slightly floating on the wall. Its streamlined features create an elegant and luxurious character. With the ability to bring fresh air in to your rooms.



Features

■ standard ■ optional

 4D Air Flow	 Washable Filter	 Turbo Operation	 Hydrophilic aluminum fin	 Anti-Fungus Function	 0.3W Standby	 Sleep Mode	 Deep Sleep	 Digital Tube Display	 Digital Tube Display	 Long-term Filter	 Auto swing
 Remote Control	 Super Quiet	 Self-Cleaning	 Low Ambient Cooling	 Intelligent Defrosting	 Auto Restart Function	 Self-diagnosis Function	 Fast Cooling/Heating	 IFeel	 WiFi Control	 Silver Ion Filter	 Anti-Formaldehyde filter



Q-Pro

Type T
Remote
Control



Wi-Fi 2.0
Optional

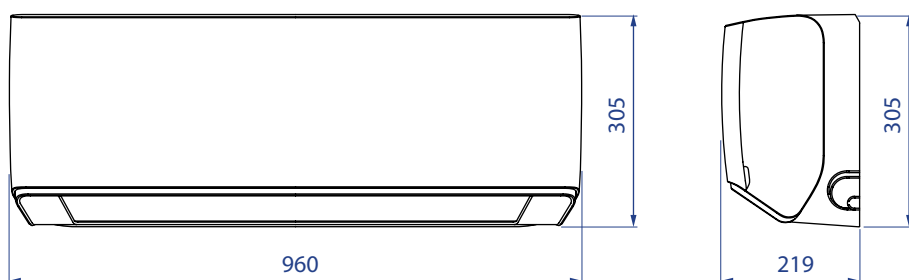
MODEL	ASW-H12C5A4/BOAR3DI-EU
Rated Voltage	220v-240v
Cooling Capacity (BTU/H)	12912
Cooling Capacity (kW)	3.5 (0.8~4.2)
Heating Capacity (BTU/H)	13236
Heating Capacity (kW)	3.5 (1.0~4.3)
Cooling Current (A)	5.8 (0.7~7.8)
Heating Current (A)	4.8 (1.5~8.0)
Cooling Input (kW)	1.2 (0.1~1.6)
Heating Input (kW)	1.2 (0.3~1.7)
SEER Cooling	6.1
SEER energy class	A++
SCOP Heating - warmer	5.2
SCOP energy class - warmer	A+++
Max Input Current (A)	8.5
Max Input Power (kW)	1.5
Refrigerant Quantity (kg)	0.63
Air Flow Volume (m3/h) - (Turbo-Hi-Mid-Low-Si)	560/490/430/380/320
IU Noise (Sound Pressure) (dB) - (Turbo-Hi-Mid Low-Si)	51/45/41/35/30
OU Noise(Sound Pressure) (dB)	62
IU Net Weight (kg)	11.5
OU Net Weight (kg)	22.5
Net Dimension IU (W×D×H) (mm)	960x219x305
Net Dimension OU (W×D×H) (mm)	705x279x530
Piping Diameter - Liquid Side (mm(inch))	6.35(1/4)
Piping Diameter - Gas Side (mm(inch))	9.52(3/8)
Max pipe length (m)	20
Max installation fall (m)	10
Additional added gas charge per meter (g)	15
Max pipe length (m) for pre - charge gas	5
Ambient Temp - Cooling (°C)	16~49°C
Ambient Temp - Heating (°C)	-15~30°C



Q-Pro

Indoor Dimensions

12K AUX-12Q-Pro



Q-Pro

Outdoor Dimensions

12K AUX-12Q-Pro/O

