


Slim Duct

(Low Static)

Multi Series



AUX
AIR CONDITIONER



Slim Duct (Low Static)



A++
COOLING

A+
HEATING

DC
INVERTER

5 YEARS
WARRANTY

Duct units offer unobtrusive operation and extensive installation options. After mounting in the suspended ceiling, they are invisible, and the conditioned air is distributed through ducted channels to grilles which can be located anywhere according to your design requirements.



Features



4D Air Flow



Washable Filter



Hydrophilic aluminum fin



Long-term Filter



0.3W Standby



Remote Control



Low Ambient Cooling



Intelligent Defrosting



Auto Restart Function



Fresh Air Intake



Fire-proof Electric Box



Digital Tube Display



Built-in Drain Pump



Self-diagnosis Function



Fast Cooling/Heating



Wired Control



WiFi Control



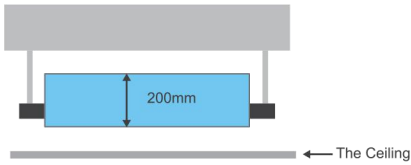
Central Control

■ standard ■ optional





Slim Duct (Low Static)



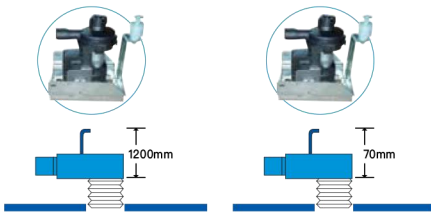
Ultra Slim Design

Only 200mm in height, save installation space



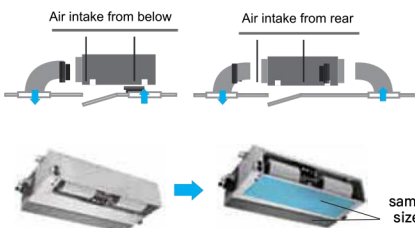
Medium Static Pressure

Adjustable static pressure from 0 Pa to max. 160Pa.



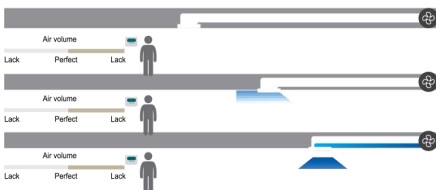
Low & Medium Static Duct Built-In Drain Pump

The built-in drain pump can lift condensing water up to 70mm and 1200mm respectively, high from the drainage pan.



Flexible Installation

Air intake from rear as standard, from bottom is optional. The size of the plate from bottom is the same as the flange from back, which makes it convenient to change installation style due to different decoration requirements.



Self-adaptation technology

Automatic ESP Adjustment function will adapt the unit to any style of ducting with optimized air volume automatically minimizing noise levels, increasing comfort levels for the user.



Slim Duct (Low Static)



XK-05
Wired Controller
(Standard)



Type L
Controller
(Optional)



Central Controller
(Optional)



WIFI
Controller
(Optional)

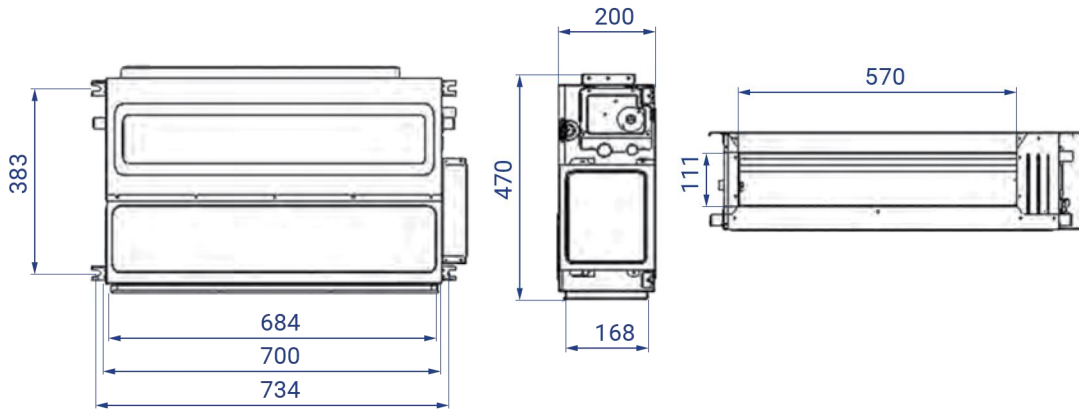
Specifications

	AMSD-H07/4R3A	AMSD-H09/4R3A	AMSD-H12/4R3A	AMSD-H18/4R3A
Cooling Capacity (BTU/h)	7506(3855-9220)	8872(5120-12115)	12280(5835-13135)	17400(8530-19790)
Cooling Capacity (Kw)	2.20(1.13-2.70)	2.60(1.50-3.55)	3.60(1.71-3.85)	5.10(2.50-5.80)
Heating Capacity (BTU/h)	8530(4575-10820)	9895(5800-12450)	13650(6480-13375)	19790(9690-21835)
Heating Capacity (Kw)	2.50(1.34-3.17)	2.90(1.70-3.65)	4.00(1.90-3.92)	5.80(2.84-6.40)
Power Supply V~, Hz, Ph	220~240, 50, 1	220~240, 50, 1	220~240, 50, 1	220~240, 50, 1
Cooling Power Input (W)	55	55	55	75
Heating Power Input (W)	55	55	55	75
Fan Motor - Output Power (W)	40	40	40	90
Fan Motor - Speed (Hi/Mi/Lo) (r/min)	1020/870/780	1020/870/780	1050/900/800	1020/870/800
Air Flow Volume (CFM)	353/265/224	353/265/224	400/329/265	506/388/353
Air Flow Volume (m3/h)	600/450/380	600/450/380	680/560/450	860/660/600
Sound Pressure Level (dB(A))	35/31/28	35/31/28	38/34/31	42/38/36
Sound Power Level (dB(A))	53	53	53	55
ESP (Pa)	10	10	10	10
Dimension - Net Dim (W*D*H) (mm)	700×470×200	700×470×200	700×470×200	1000×470×200
Weight - Net(Body) (kg)	18.5	18.5	18.5	24
Refrigerant Type	R32	R32	R32	R32
Piping Diameter - Liquid Side (mm(inch))	6.35(1/4)	6.35(1/4)	6.35(1/4)	6.35(1/4)
Piping Diameter - Gas Side (mm(inch))	9.52(3/8)	9.52(3/8)	9.52(3/8)	12.7(1/2)
Drainage (mm)	16.5	16.5	16.5	16.5

Slim Duct (Low Static)

■ Dimensions

■ **7K, 9K, 12K** AUX-M-D07/l, AUX-M-D09/l, AUX-M-D12/l



■ **18K** AUX-M-D18/l

