


Air to water  
**Heat Pump**



**AUX**  
AIR CONDITIONER

# Heat Pump



## A Complete Solution to your Space heating and hot water needs

The AUX Air To Water Heat Pump outdoor unit extracts up to 75% of its energy in the outside air to provide heating, cooling and hot water, while the rest is provided by electricity. The air-to-water heat pump relies on a compressor and a refrigerant to transfer the energy from the air to the water, and heat the water up to your needs and to deliver it into your house.

The AUX Air To Water Heat Pump is a system that generates the perfect temperature and produces hot water, in an easy, cheap and environmentally conscious way, by transferring heat instead of generating it. The system is part of a new generation of heating solutions that use a renewable, free energy source (the air) to heat or cool the home and to produce hot water.

### 1. Industry Leading Energy Efficiency - SCOP Of 5.2 (A+++)

A+++

With its best in class SCOP performance, AUX air to water heat pump system delivers more heating power with less energy consumption. AUX uses high quality components and material which contribute to the overall savings in energy consumption. With the AUX advanced inverter, the air to water heat pump system only delivers the heating capacity required; thus not consuming unnecessary electricity.

The hot water temperature is also optimized thanks to AUX advanced control depending on the outside air temperature. The milder outside, the air-to-water systems automatically produces lower water temperature to anticipate decreased needs of space heating. The same control logic allows to anticipate as well increasing heating needs when weather conditions become extreme; this overall temperature management gives the best conditions of comfort. All this saving has a positive impact on the personal electricity bill and the whole community by reducing the CO2 emissions in the atmosphere.

### 2. R32 Refrigerant Gas



This pure refrigerant has lower GWP than currently used R410A. Making AUX ATW Heat Pump an excellent choice for those who really care the environment.

### 3. Silent Operation



At night the silent mode can be enabled to limit the maximum frequency of the compressor, and maximum speed of the fan motor to further reduce noise levels of the compressor, improving the comfort levels of users. There are 2 levels of Silent Mode: Normal Mute and Deep Mute.

### 4. One System Multiple Solutions



AUX Air to Water Heat Pump Systems can be used with different types of emitters i.e. existing low temperature radiators, floor heating or fan coil units.

### 5. Easy Installation



The Hydronic unit can be placed safely in the most suitable place within the house. The compact outdoor unit can be placed anywhere outside the house or on a balcony, thanks to the extensive piping options.

### 6. Simple to Use



The water module control board is WIFI ready, allowing the heat pump to control different parameters from your smartphone, from wherever you are. These parameters include: switch system on and off, Temperature settings and enabling various functions that are included in the system.



# Heat Pump

MODEL	4kW	6kW	8kW	10kW	12kW(3Ph)	14kW(3Ph)	16kW(3Ph)
Compatible hydronic box	6kW	6kW	10kW	10kW	16kW	16kW	16kW
Power supply Outdoor Unit (V/Ph/H)	220-240/1/50	220-240/1/50	220-240/1/50	220-240/1/50	380-415/3/50	380-415/3/50	380-415/3/50
Power supply Hydronic Box (V/Ph/H)	220-240/1/50	220-240/1/50	380-415/3/50	380-415/3/50	380-415/3/50	380-415/3/50	380-415/3/50
Heating Capacity (kW)	4.3	6.25	8.4	10	12.2	14.5	16.1
Heating Rated input (kW)	0.83	1.3	1.62	2	2.44	3.08	3.57
Heating COP	5.2	5	5.2	5	5	4.71	4.51
Cooling Capacity (kW)	4.5	6.6	8.45	10	12	13.6	15
Cooling Rated input (kW)	0.81	1.35	1.67	2.08	3	3.78	4.41
Cooling EER	5.56	4.9	5.06	4.8	4	3.6	3.4
Seasonal energy efficiency class (LWT at 35°C)	A+++	A+++	A+++	A+++	A+++	A+++	A+++
SCOP (LWT at 35°C)	4.86	4.96	5.22	5.2	4.82	4.71	4.63
Maximum overcurrent protection (A)	18	18	19	19	14	14	14
Compressor - Type	Twin rotary DC inverter	Twin rotary DC inverter	Twin rotary DC inverter	Twin rotary DC inverter	Twin rotary DC inverter	Twin rotary DC inverter	Twin rotary DC inverter
Outdoor fan - Motor type	Brushless DC motor	Brushless DC motor	Brushless DC motor	Brushless DC motor	Brushless DC motor	Brushless DC motor	Brushless DC motor
Outdoor fan - Number of fans	1	1	1	1	1	1	1
Factory charge - Refrigerant (R32) (kg)	1.25	1.25	1.65	1.65	1.84	1.84	1.84
Piping connections - Liquid/ Gas Dia (mm)	ø9.52/15.9	ø9.52/15.9	ø9.52/15.9	ø9.52/15.9	ø9.52/15.9	ø9.52/15.9	ø9.52/15.9
Piping connections - Min. /Max. pipe length (m)	2/30	2/30	2/30	2/30	2/30	2/30	2/30
Installation height difference (m)	20	20	20	20	20	20	20
Sound pressure level(1m) - Outdoor Unit (dB)	43	44	45	48	49	50	54
Sound pressure level(1m) - Hydronic Box (dB)	28	28	29	29	31	31	31
Net dimensions - Outdoor Unit (mm) (W×H×D)	350×700×900	350×700×900	395×805×970	395×805×970	420×860×990	420×860×990	420×860×990
Net dimensions - Hydronic Box (mm) (W×H×D)	420×790×270	420×790×270	420×790×270	420×790×270	420×790×270	420×790×270	420×790×270
Net/Gross weight - Outdoor Unit (kg)	37/40	37/40	51/55	65/69	100/112	100/112	100/112
Net/Gross weight - Hydronic Box (kg)	37/43	37/43	38/44	38/44	39/45	39/45	39/45
Operating temperature - Cooling (°C) range	10 to 48	10 to 48	10 to 48	10 to 48	10 to 48	10 to 48	10 to 48
Operating temperature - Heating (°C) range	-25 to 35	-25 to 35	-25 to 35	-25 to 35	-25 to 35	-25 to 35	-25 to 35
"Operating temperature - DHW (°C) range	-25 to 43	-25 to 43	-25 to 43	-25 to 43	-25 to 43	-25 to 43	-25 to 43
Setting water temperature range - Cooling (°C)	5~25	5~25	5~25	5~25	5~25	5~25	5~25
Setting water temperature range - Heating (°C)	25~65	25~65	25~65	25~65	25~65	25~65	25~65
Setting water temperature range - DHW (tank) (°C)	30~60	30~60	30~60	30~60	30~60	30~60	30~60
Water circuit - Piping connections (inch)	R1"	R1"	R1"	R1"	R1"	R1"	R1"
Water circuit - Safety valve set pressure (Mpa)	0.3	0.3	0.3	0.3	0.3	0.3	0.3
Water circuit - Flow switch (m³/h)	0.36	0.36	0.36	0.36	0.6	0.6	0.6
Water circuit - Capacity of the back-up heater (kW)	0/3	0/3	0/3/9	0/3/9	0/3/9	0/3/9	0/3/9
Water circuit - Water pump head (m)	9.5	9.5	9.5	9.5	9.5	9.5	9.5

Note: 1. Relevant EU standards and legislation: EN14511; EN14825; EN50564; EN12102; (EU) No 811:2013; (EU) No 813:2013; OJ 2014/C 207/02:2014.

Outdoor air temperature 7°C DB, 85% R.H.; EWT 30°C, LWT 35°C. Outdoor air temperature 35°C DB; EWT 23°C, LWT 18°C.

Seasonal space heating energy efficiency class tested in average climate conditions.

Test standard: EN12102-1 Sound pressure level is the maximum value tested under the two conditions of Notes2 and Notes5.

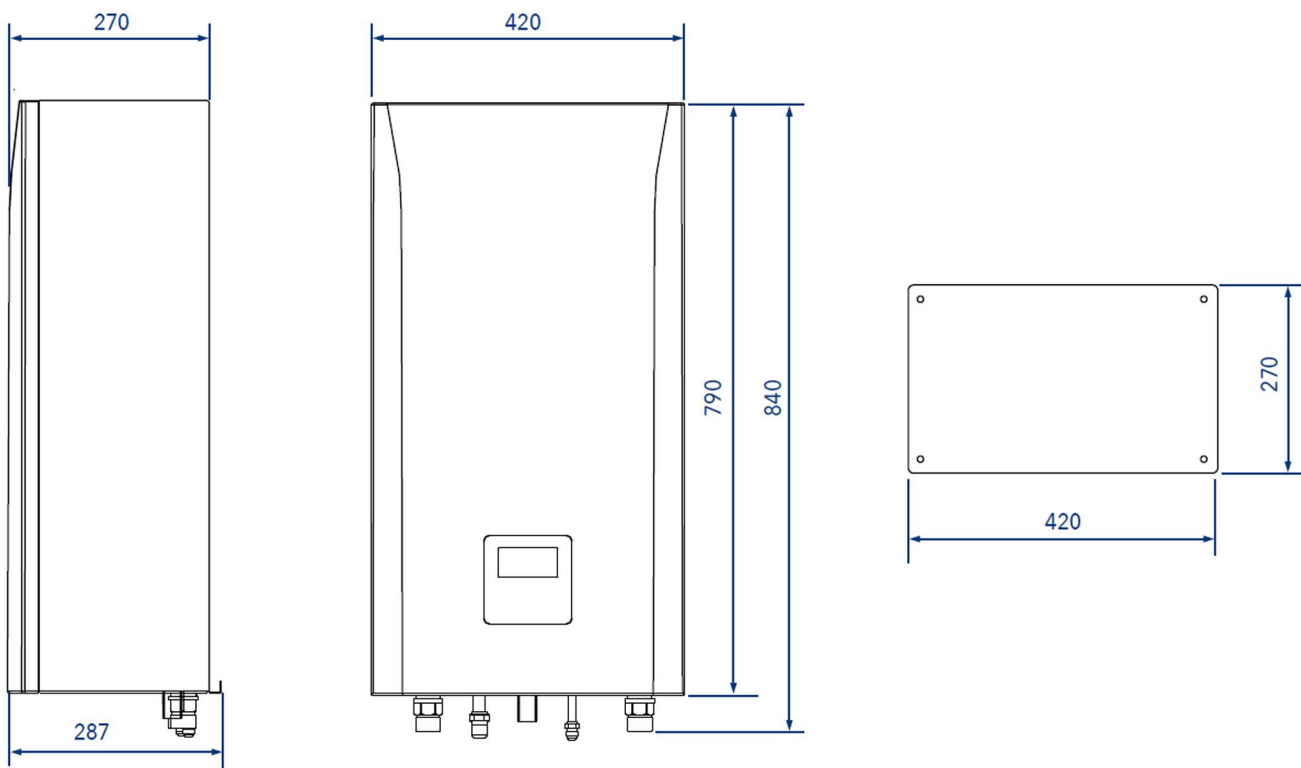


# Heat Pump

Indoor Dimensions

## Dimensions / Air to Water Heat Pump / Hydronic Box

— Hydronic Box AHM P24R2/C9D3A / AHM P36R25/C9D9A / AHM P60R25/C9D9A

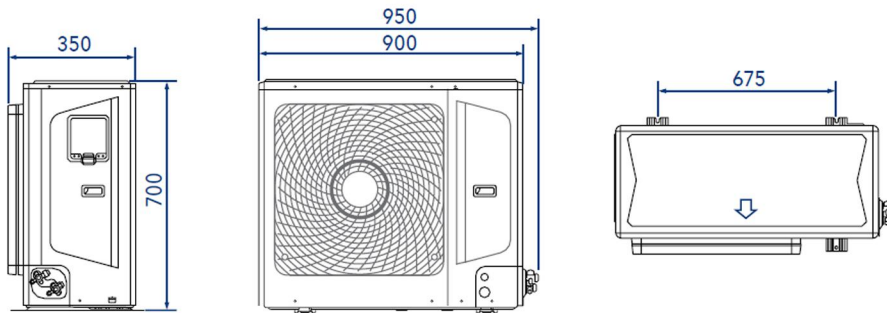


# Heat Pump

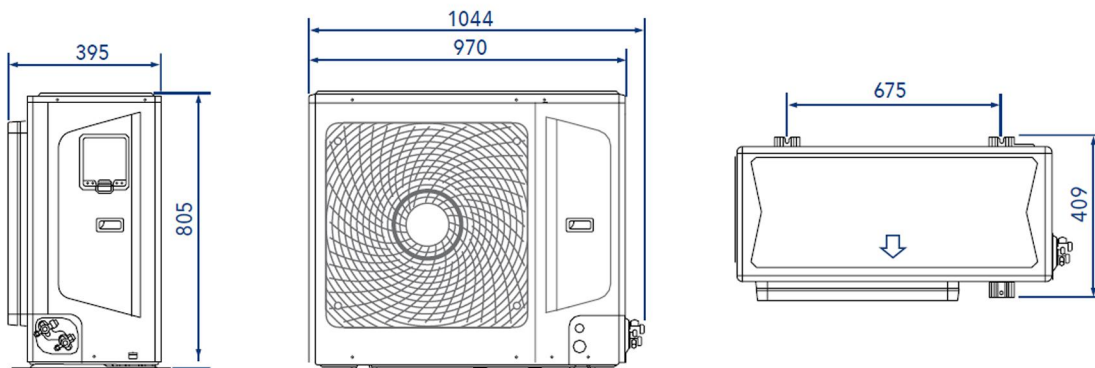
## Outdoor Dimensions

### Dimensions / Air to Water Heat Pump / Outdoor

— 4kW, 6kW ACHP H04/4R3HA O / ACHP H06/4R3HA O



— 8kW, 10kW ACHP-H08/4R3HA-O / ACHP-H10/4R3HA-O



— 12kW, 14kW, 16kW ACHP-H08/4R3HA-O / ACHP-H10/4R3HA-O

